

# MicroDome® Duo IP Megapixel Cameras

4, 6, and 10 Megapixel (MP) H.264 All-in-One Remote Focus User-Configurable Multi-Sensor True Day/Night Indoor/Outdoor Dome IP Cameras with SNAPstream™ (Smart Noise Adaptation and Processing) and WDR (Wide Dynamic Range) Models



The MicroDome® Duo series features twin multi-megapixel cameras in a compact housing, and is ideal for a variety of professional indoor/outdoor surveillance requirements. Applications include coverage of a hallway or walkway, monitoring POS terminals or ATMs, or for viewing of a single wide area or two distinct regions.

The extremely compact MicroDome Duo series offers 4-, 6-, or 10-megapixel resolution models, with choice of 2.1mm, 2.8mm, 4mm, 6mm, 8mm, 12mm, or 16mm lenses. The MicroDome Duo is ideal for applications with challenging lighting conditions regardless the time of day, supported by dual day/night mechanical IR cut filters. For applications with strong backlighting, reflections from wet flooring/puddles, or contrast due to fog, mist, or glare, Wide Dynamic Range (WDR) is available on select 4- and 6-megapixel models. MicroDome Duo features CorridorView™ for better coverage of hallways and corridors.

MicroDome Duo includes SNAPstream™ (Smart Noise Adaptation and Processing) technology to reduce bandwidth without impacting image quality. Built-in remote focus capability allows installers to simply click “Short-range Focus” or “Full-range Focus” for rapid setup. The three-axis lens adjustment provides multiple camera placement options, allowing the MicroDome Duo to be easily mounted on a wall or ceiling, while the installer can pan, tilt, and rotate the lens in a variety of directions for a precise field of view.

The installer-friendly MicroDome Duo enclosure shortens the installation process. MicroDome Duo is in an IP66 rated surface mount for use in both indoor and outdoor applications. All models feature an impact resistant, IK-10 rated cast-aluminum housing with dual polycarbonate bubbles, capable of withstanding the equivalent of 55 kg (120 lbs) of force.



## Series Features

- 4, 6, or 10MP Models
- SNAPstream™ (Smart Noise Adaptation and Processing) Technology Reduces Bandwidth without Impacting Image Quality
- Strong Low Light Performance with Binning Mode for 6MP and 10MP Models
- True Day/Night Functionality with Mechanical IR Cut Filter
- True WDR up to 100dB at Full Resolution Available in Select 4MP and 6MP Models
- CorridorView™ Allows 90° Image Rotation for Better Coverage in Hallways and Corridors
- Dual Encoder H.264/MJPEG
- Remote Focus Module
- Privacy Mask, Motion Detection, Flexible Cropping, Bit Rate Control, Multi-Streaming, Multicasting, and Forensic Zooming
- Multiple Lens Options Available (Sold Separately)
- Network Protocols Include DHCP, and More
- All-in-One H.264 Total Power Over Ethernet (PoE) Solution
- Easily Adjustable 3-Axis Gimbal
- Ultra Low Profile Design / Small Size
- IK-10 Impact-Resistant Housing
- Outdoor Rated IP66



Camera Imaging Specifications

Model		AV4655DN	AV4656DN	AV6655DN	AV6656DN	AV10655DN
<b>Image Sensor (CMOS)</b>		4MP (2 x 1080p)	4MP (2 x 1080p)	6MP (2 x 3MP)	6MP (2 x 3MP)	10MP (2 x 5MP)
<b>Optical Format</b>		1/3"	1/3.2"	1/3"	1/3.2"	1/2.5"
<b>Pixel Pitch</b>		2.2µm	2.2µm	2.2µm	2.2µm	2.2µm
<b>Minimum Illumination</b>	Color (Day Mode)	0.2 Lux	0.2 Lux	0.2 Lux	0.2 Lux	0.3 Lux
	Color Binning (Day Mode)	-	-	0.1 Lux	0.1 Lux	0.15 Lux
	B/W (Night Mode)	0.02 Lux, IR sensitive	0.02 Lux, IR sensitive	0.02 Lux, IR sensitive	0.02 Lux, IR sensitive	0.03 Lux, IR sensitive
<b>Full FOV Resolution</b>	Total	3840 H x 1080 V	3840 H x 1080 V	4096 H x 1536 V	4096 H x 1536 V	5120 H x 1920 V
	Per Sensor	1920 H x 1080 V	1920 H x 1080 V	2048 H x 1536 V	2048 H x 1536 V	2560 H x 1920 V
<b>1/4 Resolution</b>	Total	1920 H x 540 V	1920 H x 540 V	2048 H x 768 V	2048 H x 768 V	2560 H x 960 V
	Per Sensor	960 H x 540 V	960 H x 540 V	1024 H x 768 V	1024 H x 768 V	1296 H x 960 V
<b>Dynamic Range</b>		69.5dB	WDR up to 100dB	69.5dB	WDR up to 100dB	70.1dB
<b>Frame Rates</b>	At Max Resolution	15fps (3840 x 1080)	15fps (3840 x 1080)	10fps (4096 x 1536)	10fps (4096 x 1536)	7fps (5120 x 1920)
	1/4 Resolution	24fps (1920 x 590)	24fps (1920 x 590)	17fps (2048 x 768)	17fps (2048 x 768)	10fps (2560 x 960)
	Binning Mode	-	-	34fps (2048 x 768)	17fps (2048 x 768)	26fps (2560 x 960)
<b>Lens</b>	2.8mm Lens Option (-28 Models)	2.8mm, F1.8, H-FOV = 83°	2.8mm, F1.8, H-FOV = 83°	2.8mm, F1.8, H-FOV = 88°	2.8mm, F1.8, H-FOV = 88°	2.8mm, F1.8, H-FOV = 114°
	8mm Lens Option (-08 Models)	8mm, F1.6, H-FOV = 30°	8mm, F1.6, H-FOV = 30°	8mm, F1.6, H-FOV = 33°	8mm, F1.6, H-FOV = 33°	8mm, F1.6, H-FOV = 43°

Programmability

<b>Optics</b>	M12 lens and remote focus module
<b>Low Light Performance</b>	<b>Pixel Binning Mode</b> 6MP and 10MP models
<b>Picture-in-Picture</b>	Simultaneous delivery of full field-of-view and zoomed images
<b>Programmable Shutter Speed</b>	Controls motion blur, 1ms – 500ms
<b>Motion Detection</b>	Real-time, 1024 detection zones
<b>Privacy Masking</b>	Unlimited
<b>Flexible Cropping</b>	Any resolution multiple of 2 for H.264; any image width multiple of 64 for JPEG full resolution; any image width multiple of 128 for JPEG half resolution (no restriction on image height for JPEG)
<b>Backlight Compensation</b>	Reference windows for auto exposure and white balance
<b>Flicker Control</b>	50/60Hz selectable
<b>Image Rotation</b>	CorridorView™ (90°, 180° and 270° image rotation)
<b>Wide Dynamic Range</b>	Auto switch control adjustment between WDR and LDR modes (WDR models)
<b>Noise Reduction</b>	SNAPstream™ (Smart Noise Adaptation and Processing) technology
<b>Efficiency</b>	Bit rate and bandwidth limitation control
	Bandwidth and storage savings by running at 1/4 resolution
<b>Sharpness</b>	Selectable enhancement level
<b>Miscellaneous</b>	Programmable resolution, brightness, saturation, gamma, tint
	Electronic pan, tilt, zoom (PTZ)

Data Transmission

<b>Compression Type</b>	H.264 (MPEG-4, Part 10)/Motion JPEG 21 levels of quality
<b>Network Protocols</b>	RTSP, RTP/TCP, RTP/UDP, HTTP, DHCP, TFTP
<b>Network Interface</b>	100Base-T Ethernet
<b>Multi-Streaming</b>	8 non-identical streams

Compliance

<b>Industry Standard</b>	ONVIF Profile S
<b>Listings</b>	UL (CB)
<b>FCC Compliance</b>	47 CFR 15 Class A
<b>Environmental</b>	RoHS, REACH, WEEE
<b>Markings</b>	(CE) EN55022 Class A, EN55024, EN61000-3-2, EN61000-3-3, EN60950-1
<b>Mechanical</b>	IP66 (EN60529), IK-10
<b>CoO</b>	Made in the USA

Environmental

<b>Operating temperature</b>	-40°C (-40°F) to +50°C (122°F)
<b>Humidity</b>	0% to 90% (non-condensing)
<b>Storage temperature</b>	-40°C (-4°F) to +60°C (140°F)

Electrical

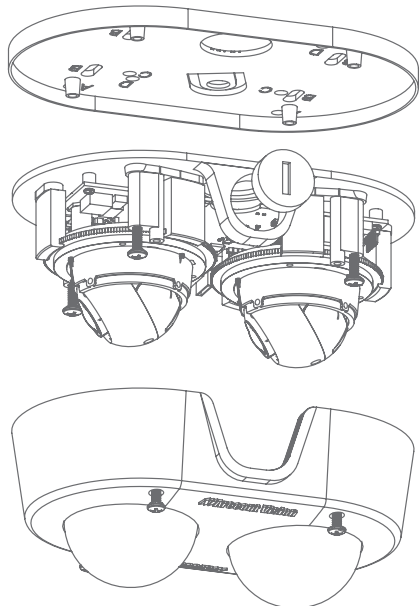
<b>Alarm Input/Output</b>	General purpose opto-coupled, 1 input/1 output
<b>Power Over Ethernet</b>	PoE 802.3af, Class 3
<b>Power Consumption</b>	7.9 Watts DC Power max

See Next Page for Mechanical Specs

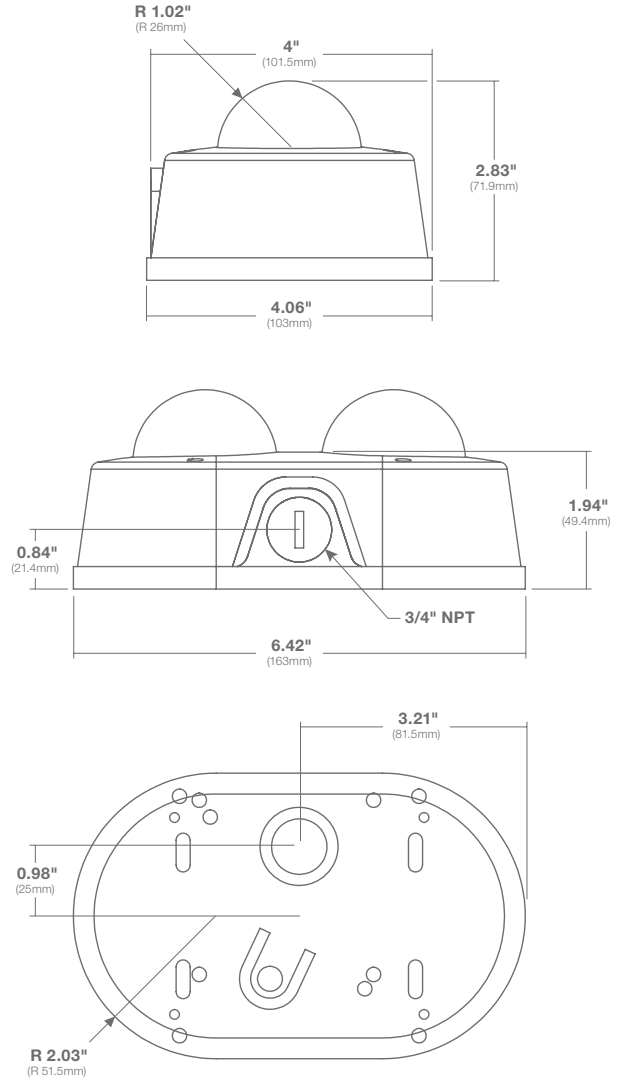
Mechanical

<b>Casing</b>	Tamper-resistant housing, IK-10 Impact-resistant	
	Surface mount with die-cast aluminum housing and 2" polycarbonate dome bubble	
	IP66 weather proof standard	
	3/4" NPT	
<b>Mount</b>	Mount plate with electrical box adapter holes (included)	
<b>Gimbal</b>	Easily adjustable, 3-axis w/360° pan, 90° tilt, and 360° z-axis	
<b>Dimensions</b> <i>(See Dimensions)</i>	<b>Unit</b>	2.83" H (71.9mm) x 4.06" W (103mm) x 6.42" L (163mm)
	<b>Packaged</b>	3.74" H (95mm) x 4.72" W (120mm) x 7.09" L (180mm)
<b>Weight</b>	<b>Unit</b>	1.95lbs (0.88kg)
	<b>Packaged</b>	2.4lbs (1.09kg)

Quick Installation



Dimensions



See Next Page for Ordering Information

# Ordering Information



## Model Specific Features

Model	Resolution	Frame Rate	Features	
AV4655DN	4MP	15fps	-	-
AV4656DN	4MP	15fps	WDR	-
AV6655DN	6MP	10fps	-	Binning
AV6656DN	6MP	10fps	WDR	Binning
AV10655DN	10MP	7fps	-	Binning

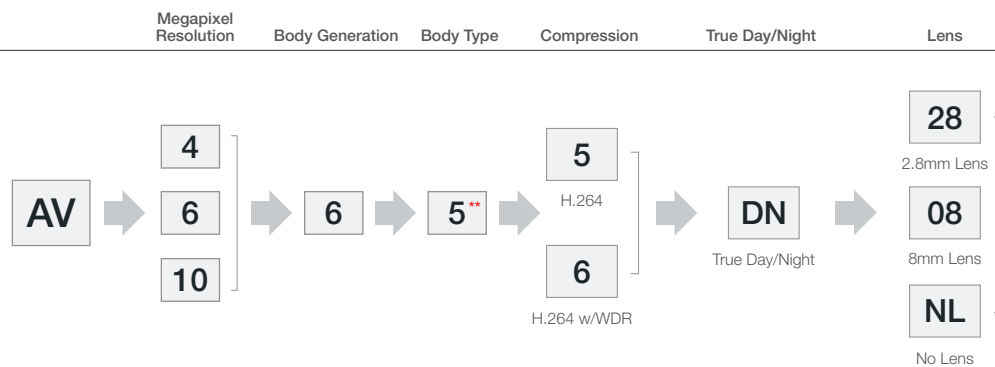
## Options

-28	2.8mm Lens
-08	8mm Lens
-NL	No Lens

## Configurations



## Create Your Model (Example: AV10655DN-08)



\*\* "5" represents the MicroDome series product line

## Model Numbers

4MP	AV4655DN-28	AV4655DN-08	AV4655DN-NL
	AV4656DN-28 WDR	AV4656DN-08 WDR	AV4656DN-NL WDR
6MP	AV6655DN-28	AV6655DN-08	AV6655DN-NL
	AV6656DN-28 WDR	AV6656DN-08 WDR	AV6656DN-NL WDR
10MP	AV10655DN-28	AV10655DN-08	AV10655DN-NL

## Lens Options (Sold Separately)

Model	Focal Length	Horizontal Field of View					
		1.2MP	1080p	1080p WDR	3MP	3MP WDR	5MP
MPM2.1	2.1mm	130°	113°	113°	121°	121°	-
MPM2.8A*	2.8mm	95°	83°	83°	89°	89°	113°
MPM4.0A	4mm	67°	59°	59°	63°	63°	80°
MPM6.0	6mm	46°	40°	40°	43°	43°	56°
MPM8.0	8mm	35°	30°	30°	33°	33°	42°
MPM12.0A	12mm	23°	20°	20°	22°	22°	28°
MPM16.0	16mm	17°	15°	15°	16°	16°	20°

\* MPM2.8A (2.8mm) is the default lens with the exception of "-NL" models

## Accessories

AV-EBAS	Square electrical box adapter plate accessory
MDD-CMT	Pendant mount for MicroDome® Duo
MDD-FMA	Flush mount adapter for MicroDome Duo
MDD-WMT	Wall mount for MicroDome Duo